

CIRCULATION SET SERIES VTR300, VTR500

The ESBE circulation set series VTR300 and VTR500 offers an easy installation of HWC (hot water circulation). With non-return valves and all needed connections included, the installer can rest assured that the installation is made not only faster but also with guaranteed performance. The VTR300 and VTR500 comes with a custom tailored insulation shell to prevent any unnecessary heat losses, especially important in HWC systems.

OPERATION

The Circulation Set offers instantly available hot water, scald protection and comfort in a compact and efficient way. Using only thermostatic components (non-electrical) the unit is completely independent and provides very easy installation, with connections and check valves included.

If a hot water circulation system is not properly insulated, energy may be lost as heat radiation occurs continuously from uninsulated pipes and fittings. VTR300/VTR500 comes with an insulation that is easy to assemble and which can be opened and re-assembled without loss of function.

Insulation is also a safety feature to prevent burn injuries.

FUNCTION

To get access to hot-water at a tap without waiting, an HWC-pipe with circulation pump should be installed and each tap connected to the HWC-pipe. The recirculation can be built up in several different ways where the challenge is to ensure that the correct temperature is available at the tap without losing energy. If the system is installed incorrectly the stratification in the accumulation tank can be lost.

To simplify for the installer to make the installation correctly the ESBE VTR300/VTR500 has all components needed included. Just connect the Circulation Set to the tank and the HWC-circuit.

VTR300 is intended for installations in one and two family housing. VTR500 is intended for installations in multifamily houses with three to six households.

MEDIA

This product is designed to be used in Fresh water / Potable water systems.








VTR300
External thread



VTR500
External thread

VALVES ARE DESIGNED FOR

Series	Temperature range					Application
	20 - 43°C	30 - 70°C	35 - 60°C	45 - 65°C	50 - 75°C	
VTR320			●	●	●	 Potable water, in line
VTR520				●	●	
VTR320						 Potable water, point of use
VTR520						
VTR320				●	●	 Solar heating*
VTR520				●	●	
VTR320						 Cooling
VTR520						
VTR320						 Floor heating
VTR520						

● recommended ○ secondary alternative *continuous circulation required

TECHNICAL DATA

Pressure class: _____ PN 10
 Working pressure: _____ 1.0 MPa (10 bar)
 Differential pressure: _____ Mixing, max. 0.3 MPa (3 bar)
 Pressure drop diagram: _____ see product catalogue
 Media temperature: _____ max. 95°C
 Temperature stability, – VTR300: _____ ± 2°C*
 – VTR500: _____ ± 4°C**
 Connection: _____ External thread (R), EN 10226-1

* Valid at unchanged hot/cold water pressure, minimum flow rate 4 l/min. Minimum temperature difference between hot water inlet and mixed water outlet 10°C.

** Valid at unchanged hot/cold water pressure, minimum flow rate 9 l/min. Minimum temperature difference between hot water inlet and mixed water outlet 10°C.

Material

Valve housing and other metal parts with fluid contact:
 _____ Dezincification resistant brass, DZR

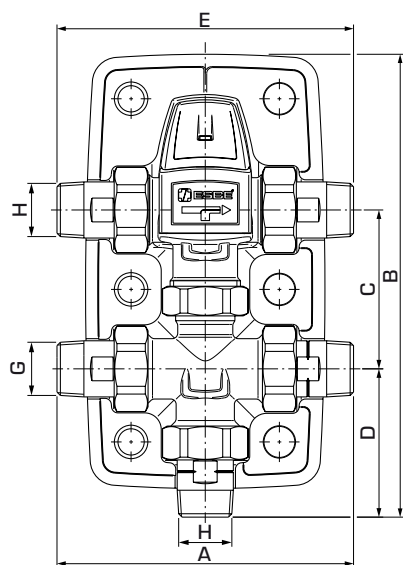
PED 97/23/EC, article 3.3

Pressure Equipment in conformity with PED 97/23/EC, article 3.3 (sound engineering practice). According to the directive the equipment shall not carry any CE-mark.

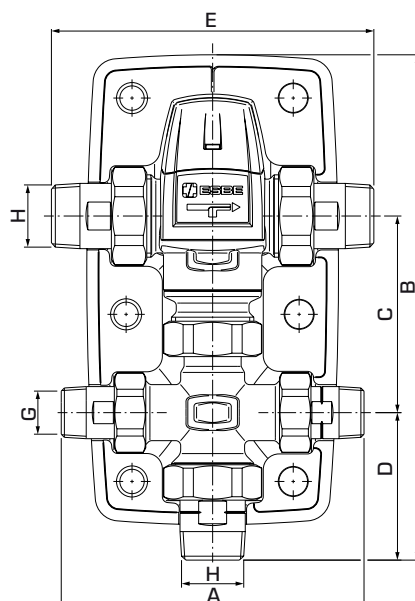
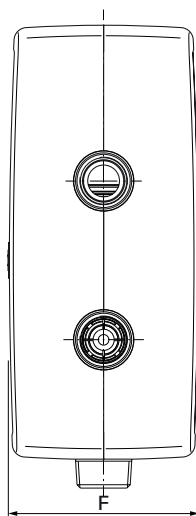
CIRCULATION SET

SERIES VTR300, VTR500

NEW



VTR320



VTR520

SERIES VTR320, EXTERNAL THREAD

Art. No.	Reference	Temp. range	Kvs *	Connection		A	B	C	D	E	F	Weight [kg]	Note
				G	H								
3140 01 00	VTR322	35-60°C	1.6	R ¾"	R ¾"	140	219	75	70	140	90	1.45	
3140 02 00		45-65°C											
3140 03 00		50-75°C											

SERIES VTR520, EXTERNAL THREAD

Art. No.	Reference	Temp. range	Kvs *	Connection		A	B	C	D	E	F	Weight [kg]	Note
				G	H								
3140 04 00	VTR522	45-65°C	3.5	R ¾"	R 1"	154	257	100	75	164	100	2.2	
3140 05 00		50-75°C											

* Kvs-value in m³/h at a pressure drop of 1 bar.

INSTALLATION EXAMPLES

